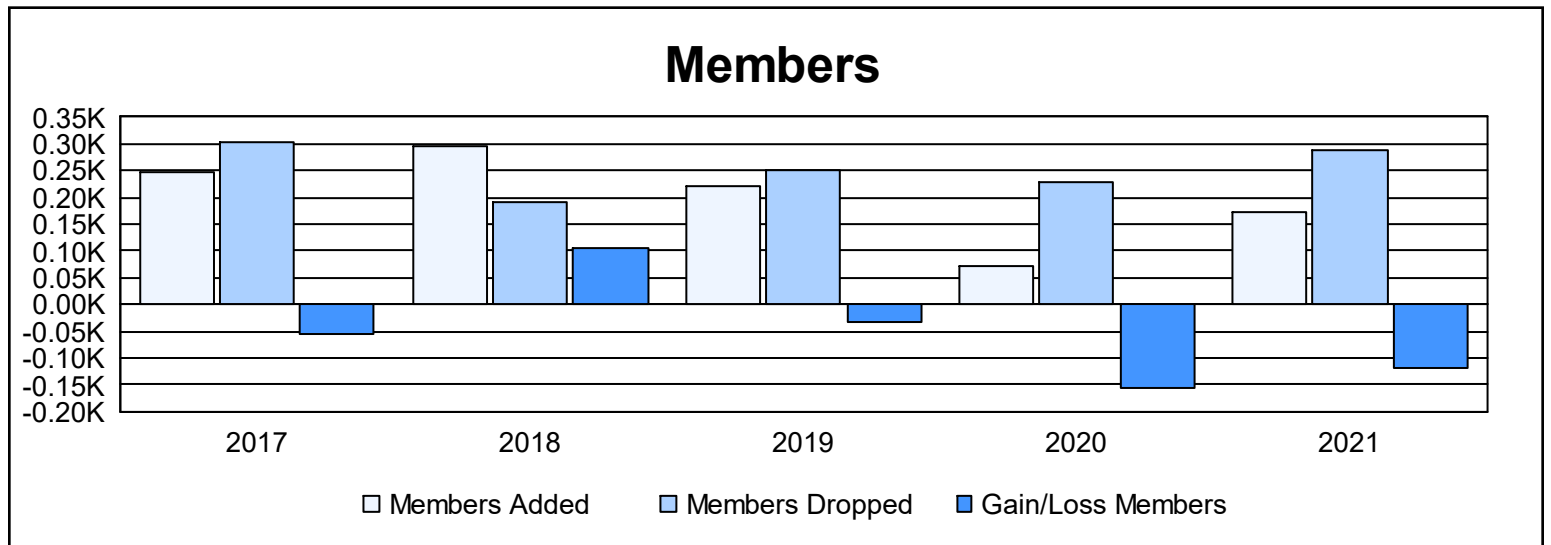
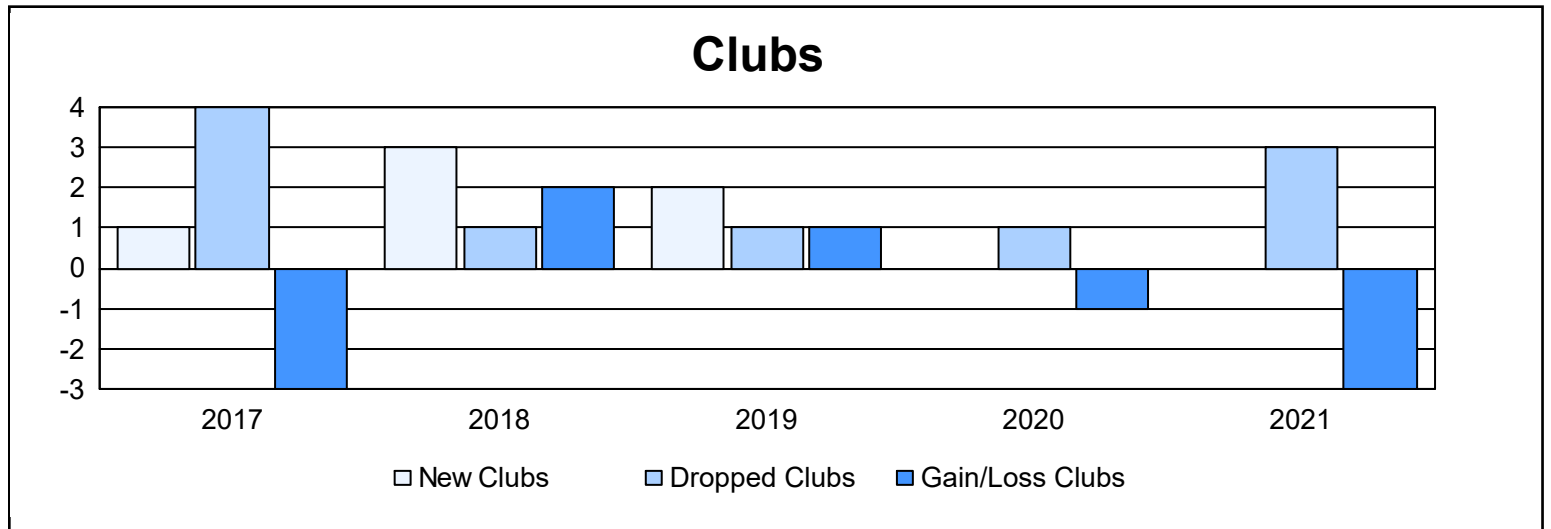
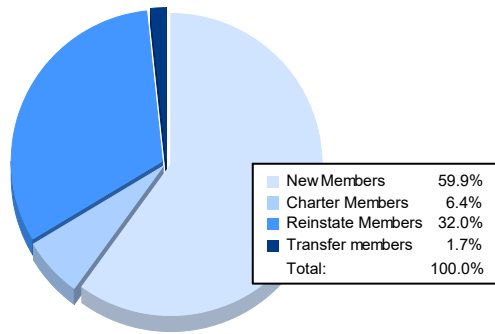


Year	New Clubs	Dropped Clubs	Gain/ Loss Clubs	New Members	Charter Members	Reinstate Members	Transfer Members	Total Member Added	Total Members Dropped	Gain/ Loss Members
2016-2017	1	4	-3	202	32	4	10	248	303	-55
2017-2018	3	1	2	172	100	15	8	295	190	105
2018-2019	2	1	1	158	49	4	9	220	251	-31
2019-2020	0	1	-1	67	1	4	0	72	228	-156
2020-2021	0	3	-3	103	11	55	3	172	289	-117
<b>Average</b>	<b>1</b>	<b>2</b>	<b>-1</b>	<b>140</b>	<b>39</b>	<b>16</b>	<b>6</b>	<b>201</b>	<b>252</b>	<b>-51</b>



### Membership Composition June 2021 Cumulative



### Gender Composition June 2021 Cumulative

